



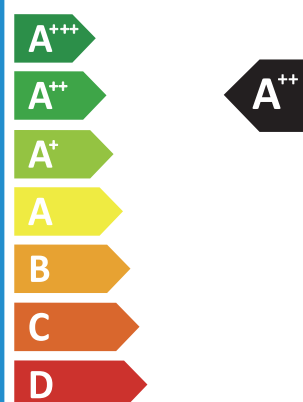
**ENERG**  
енергия · ενεργεια

Y IJA  
IE IA

**Midea**

MTJ-55NX  
MO-55N8-R-1

SEER



kW 15,3  
SEER 6,1  
kWh/annum 1505

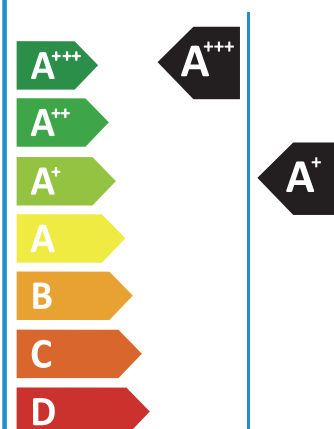


65dB

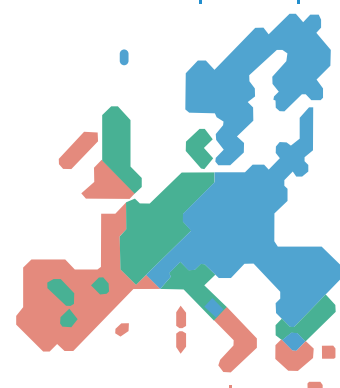


75dB

SCOP



kW 12,8 12,5 X  
SCOP 5,1 4,0 X  
kWh/annum 3514 4375 X



ENERGIA · ЕНЕРГИЯ · ΕΝΕΡΓΕΙΑ · ENERGIJA · ENERGY · ENERGIE · ENERGI  
626/2011

**Midea**<sup>®</sup>

Information requirements for heat pumps								
Model(s):	Indoor unit(s)		MTI-55HNX					
	Outdoor unit		MO-55N8-R					
Outdoor side heat exchanger of heat pump: Air								
Indoor side heat exchanger of heat pump: Air								
Indication if the heater is equipped with a supplementary heater: no								
If applicable: driver of compressor: electric motor								
Parameters shall be declared for the average heating season, parameters for the warmer and colder heating seasons are optional.								
Item	Symbol	Value	Unit		Item	Symbol	Value	Unit
Rated heating capacity	Prated,h	12.5	kW		Seasonal space heating energy efficiency	ηs,h	157.0	%
Declared heating capacity for part load at indoor temperature 20 °C and outdoor temperature Tj					Declared coefficient of performance or gas utilisation efficiency/auxiliary energy factor for part load at given outdoor temperatures Tj			
Item	symbol	value	unit		Item	symbol	value	unit
Tj = -7°C	Pdh	11.100	kW		Tj = -7°C	COPd	273.0	%
Tj = 2°C	Pdh	6.999	kW		Tj = 2°C	COPd	395.0	%
Tj = 7°C	Pdh	4.447	kW		Tj = 7°C	COPd	507.1	%
Tj = 12°C	Pdh	4.288	kW		Tj = 12°C	COPd	592.3	%
Tbiv = bivalent temperature	Pdh	11.100	kW		Tbiv = bivalent temperature	COPd	275.0	%
TOL = operating limit	Pdh	11.500	kW		TOL = operating limit	COPd	230.0	%
For air-to-water heat pumps: Tj = – 15 °C (if TOL < – 20 °C)	Pdh	x,x	kW		For air-to-water heat pumps: Tj = – 15 °C (if TOL < – 20 °C)	COPd	x,x	%
Bivalent temperature	Tbiv	-7	°C		For water-to-air heat pumps: Operation limit temperature	Tol	-10	°C
Degradation co-efficient heat pumps (**)	Cdh	x,x	—					
Power consumption in modes other than 'active mode'					Supplementary heater			
Off mode	Poff	0.020	kW		Back-up heating capacity (*)	elbu	1.048	kW
Thermostat-off mode	PTO	0.021	kW		Type of energy input			
Crankcase heater mode	PCK	0.000	kW		Standby mode	Psb	0.020	kW
Other items								
Capacity control	fixed/staged/variable				For air-to-air heat pumps: air flow rate, outdoor measured	—	7500	m3/h
Sound power level,outdoor measured	LWA	66/74	dB		For water/brine-to-air heat pumps: Rated brine or water flow rate, outdoor side heat exchanger	—	x	m3/h
Emissions of nitrogen oxides (if applicable)	NOx (**)	x	mg/kWh fuel input GCV					
GWP of the refrigerant		675	kg CO2 eq (100 years)					
Contact details	Importer:FRIGICOLL S.A. BLASCO DE GARA No 4-6 08960 SANT JUST DESVERN BARCELONA Manufacturer:GD Midea .A.ir-Conditioning Equipment Co., Ltd. Lingang Road Beijiao Shunde Foshan Guangdong People s Republic of China 528311							